

Holding of Specified Securities

Annexure - I

1. Name of Listed Entity: **ORICON ENTERPRISES LTD**
2. Scrip Code/Name of Scrip/Class of Security | 513121
3. Share Holding Pattern Filed under: Reg. 31(1)(a)/Reg. 31(1)(b)/Reg.31(1)(c)
- a. If under 31(1)(b) then indicate the report for Quarter ending | **PRE-MERGER SUMMARY STATEMENT OF SHAREHOLDING AS ON 03.02.2017**
- b. If under 31(1)(c) then indicate date of allotment/extinguishment
4. Declaration: The Listed entity is required to submit the following declaration to the extent of submission of information:-

Particulars	Yes*	No*
1 Whether the Listed Entity has issued any partly paid up shares?		No
2 Whether the Listed Entity has issued any Convertible Securities or Warrants?		No
3 Whether the Listed Entity has any shares against which depository receipts are issued?		No
4 Whether the Listed Entity has any shares in locked-in?	Yes	
5 Whether any shares held by promoters are pledge or otherwise encumbered?	Yes	

* If the Listed Entity selects the option 'No' for the questions above, the columns for the partly paid up shares, Outstanding Convertible Securities/Warrants, depository receipts, locked-in shares, No of shares pledged or otherwise encumbered by promoters, as applicable, shall not be displayed at the time of dissemination on the Stock Exchange website. Also wherever there is 'No' declared by Listed Entity in above table the values will be considered as 'Zero' by default on submission of the format of holding of specified securities.




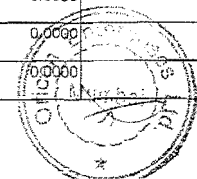
Table I - PRE MERGER STATEMENT SHOWING SHAREHOLDING PATTERN OF HOLDING OF THE NON PROMOTER - NON PUBLIC SHAREHOLDER AS ON 3.02.2017

Category (I)	Category of shareholder (II)	No.s of Share holders (III)	No. of fully paid up equity Share held (IV)	No.s of Partly paid-up equity Share held (V)	No. of shares underlying Depository Receipts (VI)	Total nos. shares held (VII)= (IV)+(V)+(VI)	Shareholding as a % of total no. of shares (calculated as per SCRR, 1957) (VIII) As a % of (A+B+C2)	Number of Voting Rights held in each class of securities (IX)			No. of Shares Underlying Outstanding convertible securities (including Warrants) (X)	Shareholding, as a % assuming full conversion of convertible securities (as a % of diluted share capital) (XI)=(VII)+(X) As a % of (A+B+C2)	Number of Locked in shares (XII)		Number of Shares pledged or otherwise encumbered (XIII)		Number of equity shares held in dematerialized form (XIV)	
								No of Voting Rights					Total as a % of (A+B+C)	No. (a)	As a % of total shares held (b)	No. (a)		As a % of total shares held (b)
								Class Equity x	Class Other y	Total								
(A)	Promoter & Promoter Group	38	105152189	0	0	105152189	66.9556	105152189	0	105152189	66.9556	0	66.9556	13625000	12.9574	1800000	1.7118	105152189
(B)	Public	17415	51895526	0	0	51895526	33.0444	51895526	0	51895526	33.0444	0	33.0444	0	0.0000	NA	NA	50689845
(C)	Non Promoter-Non Public	0	0	0	0	0	0	0	0	0	0.0000	0	0.0000	0	0.0000	NA	NA	0
(C1)	Shares underlying DRs	0	0	0	0	0	NA	0	0	0	0.0000	0	0.0000	0	0.0000	NA	NA	0
(C2)	Shares held by Employee Trusts	0	0	0	0	0	0	0	0	0	0.0000	0	0.0000	0	0.0000	NA	NA	0
	Total	17453	157047715	0	0	157047715		157047715	0	157047715	100.0000	0	100.0000	13625000	8.6757	1800000		155842034



Table II - PRE-MERGER STATEMENT SHOWING SHAREHOLDING PATTERN OF THE PROMOTER AND PROMOTER GROUP AS ON 3.02.2017

Category & Name of the shareholders (I)	PAN (II)	No of Share holders (III)	No of fully paid up equity Shares held (IV)	Partly paid-up equity Share held (V)	No. of shares underlying Depository Receipts (VI)	Total nos. shares held (VII)= (IV)+(V)+(VI)	Shareholding % calculated as per SCRR, 1957 As a % of (A+B+C2) (VIII)	Number of Voting Rights held in each class of securities (IX)			No. of Shares Underlying Outstanding convertible securities (including Warrants) (X)	Shareholding as a % assuming full conversion of convertible securities (as a % of diluted share capital) (XI)=(VII)+(X) As a % of (A+B+C2)	Number of Locked in shares (XII)		Number of Shares pledged or otherwise encumbered (XIII)		Number of equity shares held in dematerialized form (XIV)	
								No of Voting Rights		Total as a % of (A+B+C)			No. (a)	As a % of total shares held (b)	No. (a)	As a % of total shares held (b)		
								Class Equity x	Class Other y									Total
1 Indian																		
(a) Individuals/Hindu undivided Family																		
RAJENDRA SOMANI	AAAF00300M	1	27540	0	0	27540	0.0175	27540	0	27540	0.0175	0	0.0000	0	0.0000	0	0.0000	27540
B K Toshniwal	AAAT0663B	1	126000	0	0	126000	0.0802	126000	0	126000	0.0802	0	0.0802	31000	24.6032	0	0.0000	126000
RAJENDRA SOMANI	AABFH1346M	1	20402620	0	0	20402620	12.9914	20402620	0	20402620	12.9914	0	12.9914	3940365	19.3160	4003000	4.9013	20402620
Rajendra Somani	AACF09645M	1	8659250	0	0	8659250	5.5138	8659250	0	8659250	5.5138	0	5.5138	1993909	23.0263	0	0.0000	8659250
Vishnunarain Khanna	AAEPK7091D	1	109900	0	0	109900	0.0700	109900	0	109900	0.0700	0	0.0700	4125	3.7534	0	0.0000	109900
SUSHEEL SOMANI	AAEPS1681B	1	16240580	0	0	16240580	10.3412	16240580	0	16240580	10.3412	0	10.3412	3927622	24.1840	0	0.0000	16240580
BALKISHAN U TOSHNIWAL	AAFHB2693M	1	13000	0	0	13000	0.0083	13000	0	13000	0.0083	0	0.0083	0	0.0000	0	0.0000	13000
Varun Surendra Somani	AAFHV5842C	1	817380	0	0	817380	0.5205	817380	0	817380	0.5205	0	0.5205	52250	6.3924	0	0.0000	817380
Sujata Parekh Kumar	AAHPK2346L	1	5578480	0	0	5578480	3.5521	5578480	0	5578480	3.5521	0	3.5521	260184	4.6641	0	0.0000	5578480
Sevanti Lal Jivantal Parekh	AAHPP6564F	1	1152385	0	0	1152385	0.7338	1152385	0	1152385	0.7338	0	0.7338	0	0.0000	0	0.0000	1152385
HRIDAI SUSHEEL SOMANI	AAHPS1801N	1	2400965	0	0	2400965	1.5288	2400965	0	2400965	1.5288	0	1.5288	109260	4.5507	0	0.0000	2400965
Adarsh Rajendra Somani	AAIHA9128D	1	1634380	0	0	1634380	1.0407	1634380	0	1634380	1.0407	0	1.0407	105355	6.4462	725000	44.3593	1634380
SURENDRA SOMAN (HUF)	AAJHS9866H	1	6300	0	0	6300	0.0040	6300	0	6300	0.0040	0	0.0040	0	0.0000	0	0.0000	6300
SUSHEEL SOMANI	AAKFS2659H	1	561922	0	0	561922	0.3578	561922	0	561922	0.3578	0	0.3578	0	0.0000	0	0.0000	561922
RAJENDRA SOMANI (HUF)	AAKHS1999C	1	2100	0	0	2100	0.0013	2100	0	2100	0.0013	0	0.0013	0	0.0000	0	0.0000	2100
MRIDULA SOMANI	AAKPS2773A	1	4177325	0	0	4177325	2.6599	4177325	0	4177325	2.6599	0	2.6599	189014	4.5248	0	0.0000	4177325
SURENDRA SOMAN	AAAMP33766R	1	3044480	0	0	3044480	1.9386	3044480	0	3044480	1.9386	0	1.9386	86681	2.9128	0	0.0000	3044480
VRINDA SOMANI	AAXP09043J	1	933580	0	0	933580	0.5945	933580	0	933580	0.5945	0	0.5945	51632	5.5305	0	0.0000	933580
Premnarain Khanna	ABBPK9195J	1	28500	0	0	28500	0.0181	28500	0	28500	0.0181	0	0.0181	737	2.5860	0	0.0000	28500
JAYA SOMANI	ABNPS1775G	1	1828215	0	0	1828215	1.1641	1828215	0	1828215	1.1641	0	1.1641	65514	3.5835	0	0.0000	1828215



ANUSHREE SOMANI	ABTPS6206L	1	1068900	0	0	1068900	0.6806	1068900	0	1068900	0.6806	0	0.6806	51632	4.8304	0	0.0000	1068900
SANJAY DOSI	ADUPD8053B	1	100	0	0	100	0.0001	100	0	100	0.0001	0	0.0001	0	0.0000	0	0.0000	100
MR ADARSH SOMANI	ALZPS4257K	1	4207952	0	0	4207952	2.6794	4207952	0	4207952	2.6794	0	2.6794	286336	6.8046	0	0.0000	4207952
SUHRID SOMANI	AMFPS1861E	1	3026545	0	0	3026545	1.9271	3026545	0	3026545	1.9271	0	1.9271	172127	5.6672	0	0.0000	3026545
VANDANA SOMANI	AMLPS0806K	1	4035125	0	0	4035125	2.5694	4035125	0	4035125	2.5694	0	2.5694	181060	4.4871	0	0.0000	4035125
NUPUR SOMANI	AMZPS2894P	1	2998900	0	0	2998900	1.9095	2998900	0	2998900	1.9095	0	1.9095	108541	3.6194	0	0.0000	2998900
SOMANI KUMKUM	ANFPS1476C	1	2190070	0	0	2190070	1.3945	2190070	0	2190070	1.3945	0	1.3945	98389	4.4925	0	0.0000	2190070
Arundhati Sunil Parekh	AOHPP3636E	1	100220	0	0	100220	0.0638	100220	0	100220	0.0638	0	0.0638	0	0.0000	0	0.0000	100220
Anandita Sunil Parekh	AOWPP2677J	1	100220	0	0	100220	0.0638	100220	0	100220	0.0638	0	0.0638	0	0.0000	0	0.0000	100220
Namrata Soman	AQOPS0920P	1	2655820	0	0	2655820	1.6911	2655820	0	2655820	1.6911	0	1.6911	171748	6.4669	0	0.0000	2655820
VARUN SOMANI	ASAPS9359Q	1	4350295	0	0	4350295	2.7700	4350295	0	4350295	2.7700	0	2.7700	162980	3.7464	75000	1.7240	4350295
Total		31	92479049	0	0	92479049	58.8860	92479049	0	92479049	58.8860	0	58.8860	12053061	13.0333	1800000	1.9464	92479049

(b) Central Government/State Government(s)

Total		0	0	0	0	0	0.0000	0	0	0	0.0000	0	0.0000	0	0.0000	0	0.0000	0
Total		0	0	0	0	0	0.0000	0	0	0	0.0000	0	0.0000	0	0.0000	0	0.0000	0

(c) Financial Institutions/Banks

Total		0	0	0	0	0	0.0000	0	0	0	0.0000	0	0.0000	0	0.0000	0	0.0000	0
Total		0	0	0	0	0	0.0000	0	0	0	0.0000	0	0.0000	0	0.0000	0	0.0000	0

(d) Any Other(BODIES CORPORATE)

HIMALAYA BUILDERS PVT LTD	AAACH8670C	1	3100390	0	0	3100390	1.9742	3100390	0	3100390	1.9742	0	1.9742	468405	15.1079	0	0.0000	3100390
PARIJAT SHIPPING AND FINALE LTD.	AAACP8053D	1	169400	0	0	169400	0.1079	169400	0	169400	0.1079	0	0.1079	0	0.0000	0	0.0000	169400
KOPRAN LIFESTYLE LIMITED	AAACR4103L	1	3472300	0	0	3472300	2.2110	3472300	0	3472300	2.2110	0	2.2110	671926	19.3510	0	0.0000	3472300
Sarvamangal Mercantile Co. Ltd.	AAACS5526L	1	3610500	0	0	3610500	2.2990	3610500	0	3610500	2.2990	0	2.2990	0	0.0000	0	0.0000	3610500
SKYLAND SECURITIES PVT LTD	AAACS9191B	1	2239900	0	0	2239900	1.4263	2239900	0	2239900	1.4263	0	1.4263	431608	19.2691	0	0.0000	2239900
Venkatesh Karriers Ltd	AAACV2738B	1	79400	0	0	79400	0.0506	79400	0	79400	0.0506	0	0.0506	0	0.0000	0	0.0000	79400
Parekh Integrated Services Pvt Ltd	AADCP1503F	1	1250	0	0	1250	0.0008	1250	0	1250	0.0008	0	0.0008	0	0.0000	0	0.0000	1250
Total		7	12673140	0	0	12673140	8.0696	12673140	0	12673140	8.0696	0	8.0696	1571939	12.4037	0	0.0000	12673140
Sub-Total (A)(1)		38	105152189	0	0	105152189	66.9556	105152189	0	105152189	66.9556	0	66.9556	13625000	12.9574	1800000	1.7118	105152189

2 Foreign

(a) Individuals(Non-Resident Individuals/Foreign Individuals)


Total		0	0	0	0	0	0.0000	0	0	0	0.0000	0	0.0000	0	0.0000	0	0.0000	0
Total		0	0	0	0	0	0.0000	0	0	0	0.0000	0	0.0000	0	0.0000	0	0.0000	0

(b) Government

Total		0	0	0	0	0	0.0000	0	0	0	0.0000	0	0.0000	0	0.0000	0	0.0000	0
Total		0	0	0	0	0	0.0000	0	0	0	0.0000	0	0.0000	0	0.0000	0	0.0000	0

(c) Institutions

Total		0	0	0	0	0	0.0000	0	0	0	0.0000	0	0.0000	0	0.0000	0	0.0000	0
Total		0	0	0	0	0	0.0000	0	0	0	0.0000	0	0.0000	0	0.0000	0	0.0000	0



Total		0	0	0	0	0	0.0000	0	0	0	0.0000	0	0.0000	0	0.0000	0	0.0000	0
(d) Foreign Portfolio investor																		
Total		0	0	0	0	0	0.0000	0	0	0	0.0000	0	0.0000	0	0.0000	0	0.0000	0
Sub-Total (A)(2)		0	0	0	0	0	0.0000	0	0	0	0.0000	0	0.0000	0	0.0000	0	0.0000	0
Total Shareholding of Promoter and Promoter Group (A) = (A)(1)+(A)(2)	38	105152189	0	0	105152189	66.9556	105152189	0	105152189	66.9556	0	66.9556	13625000	12.9574	1800000		1.7118	105152189

Details of Shares which remain unclaimed may be given here along with details such as number of shareholders, outstanding shares held in demat/unclaimed suspense account, voting rights which are frozen etc.

- Note:
- (1) PAN would not be displayed on website of Stock Exchange(s).
 - (2) The term "Encumbrance" has the same meaning as assigned under regulation 28(3) of SEBI (Substantial Acquisition of Shares and Takeovers) Regulations, 2011.



Table III - PRE-MERGER STATEMENT SHOWING SHAREHOLDING PATTERN OF THE PUBLIC SHAREHOLDER AS ON 3.02.2017

Category & Name of the shareholders (I)	PAN (II)	No.s of Share holders (III)	No. of fully paid up equity Share held (IV)	Partly paid-up equity Share held (V)	No.s of shares underlying Depository Receipts (VI)	Total nos. shares held (VII)= (IV)+(V)+(VI)	Shareholding % calculated as per SCRR, 1957 As a % of (A+B+C2) (VIII)	Number of Voting Rights held in each class of securities (IX)			No. of Shares Underlying Outstanding convertible securities (including Warrants) (X)	Total Shareholding as a % assuming full conversion of convertible securities (as a percentage of diluted share capital) (XI)=(VII)+(X) As a % of (A+B+C2)	Number of Locked in shares (XII)		Number of Shares pledged or otherwise encumbered (XIII)		Number of equity shares held in dematerialized form (XIV)	
								No of Voting Rights					Total as a % of Total Voting Rights	No. (a)	As a % of total shares held (b)	No. (Not applicable) (a)		As a % of total shares held (b)
								Class Equity x	Class Others y	Total								
1 Institutions																		
(a) Mutual Funds		0	0	0	0	0	0.0000	0	0	0	0.0000	0	0.0000	0	0.0000	NA	NA	0
(b) Venture Capital Funds		0	0	0	0	0	0.0000	0	0	0	0.0000	0	0.0000	0	0.0000	NA	NA	0
(c) Alternate Investment Funds		0	0	0	0	0	0.0000	0	0	0	0.0000	0	0.0000	0	0.0000	NA	NA	0
(d) Foreign Venture Capital Investors		0	0	0	0	0	0.0000	0	0	0	0.0000	0	0.0000	0	0.0000	NA	NA	0
(e) Foreign Portfolio Investors		3	10387313	0	0	10387313	6.6141	10387313	0	10387313	6.6141	0	6.6141	0	0.0000	NA	NA	10387313
NAF INDIA HOLDINGS LTD	AACCN886 2A	1	10169813	0	0	10169813	6.4756	10169813	0	10169813	6.4756	0	6.4756	0	0.0000	NA	NA	10169813
(f) Financial Institution/Banks		8	2580940	0	0	2580940	1.6434	2580940	0	2580940	1.6434	0	1.6434	0	0.0000	NA	NA	2579790
GENERAL INSURANCE CORPORATION OF INDIA	AAACG061 5N	1	2000000	0	0	2000000	1.2735	2000000	0	2000000	1.2735	0	1.2735	0	0.0000	NA	NA	2000000
(g) Insurance Companies		0	0	0	0	0	0.0000	0	0	0	0.0000	0	0.0000	0	0.0000	NA	NA	0
(h) Provident Funds/ Pension Funds		0	0	0	0	0	0.0000	0	0	0	0.0000	0	0.0000	0	0.0000	NA	NA	0
(i) Any Other(FII'S)		1	10000	0	0	10000	0.0064	10000	0	10000	0.0064	0	0.0064	0	0.0000	NA	NA	10000
SUB TOTAL (B)(1)		12	12978253	0	0	12978253	8.2639	12978253	0	12978253	8.2639	0	8.2639	0	0.0000	NA	NA	12977103
2 Central / State government(s)																		
(a) Central Government/ State Government(s)/President of India		0	0	0	0	0	0.0000	0	0	0	0.0000	0	0.0000	0	0.0000	NA	NA	0
SUB TOTAL (B)(2)		0	0	0	0	0	0.0000	0	0	0	0.0000	0	0.0000	0	0.0000	NA	NA	0
3 Non-institutions																		
(a.1) Individuals - i. Individual shareholders holding nominal share capital up to Rs. 2 lakhs.		16618	20467028	0	0	20467028	13.0324	20467028	0	20467028	13.0324	0	13.0324	0	0.0000	NA	NA	19315927
(a.2) INDIVIDUAL - ii. Individual shareholders holding nominal share capital in excess of Rs. 2 lakhs.		26	7655547	0	0	7655547	4.8747	7655547	0	7655547	4.8747	0	4.8747	0	0.0000	NA	NA	7655547
(b) NBFCs registered with RBI		2	22100	0	0	22100	0.0141	22100	0	22100	0.0141	0	0.0141	0	0.0000	NA	NA	22100



(c) Employee Trusts		0	0	0	0	0	0.0000	0	0	0	0.0000	0	0.0000	0	0.0000	NA	NA	0	
(d) Overseas Depositories (holding DRs) (balancing figure)		0	0	0	0	0	0.0000	0	0	0	0.0000	0	0.0000	0	0.0000	NA	NA	0	
(e) Any Other(BODIES CORPORATE)		406	9602235	0	0	9602235	6.1142	9602235	0	9602235	6.1142	0	6.1142	0	0.0000	NA	NA	9548805	
	Shree Venkatesh Metal Packs Pvt Ltd AAACS5238 F	1	5172790	0	0	5172790	3.2938	5172790	0	5172790	3.2938	0	3.2938	0	0.0000	NA	NA	5172790	
(e) Any Other(CLEARING MEMBER)		148	599646	0	0	599646	0.3818	599646	0	599646	0.3818	0	0.3818	0	0.0000	NA	NA	599646	
(e) Any Other(NON RESIDENT INDIANS (NON REPAT))		64	198719	0	0	198719	0.1265	198719	0	198719	0.1265	0	0.1265	0	0.0000	NA	NA	198719	
(e) Any Other(NON RESIDENT INDIANS (NRI))		14	32396	0	0	32396	0.0206	32396	0	32396	0.0206	0	0.0206	0	0.0000	NA	NA	32396	
(e) Any Other(NON RESIDENT INDIANS (REPAT))		124	334602	0	0	334602	0.2131	334602	0	334602	0.2131	0	0.2131	0	0.0000	NA	NA	334602	
(e) Any Other(TRUSTS)		1	5000	0	0	5000	0.0032	5000	0	5000	0.0032	0	0.0032	0	0.0000	NA	NA	5000	
	SUB TOTAL (B)(3)		17403	38917273	0	0	38917273	24.7805	38917273	0	38917273	24.7805	0	24.7805	0	0.0000	NA	NA	37712742
	Total Public Shareholding (B) = (B)(1)+(B)(2)+(B)(3)		17415	51895526	0	0	51895526	33.0444	51895526	0	51895526	33.0444	0	33.0444	0	0.0000	NA	NA	50689845

Details of the shareholders acting as persons in Concert including their Shareholding (No. and %): 0

Details of Shares which remain unclaimed may be given hear along with details such as number of shareholders, outstanding shares held in demat/unclaimed suspense account, voting rights which are frozen etc.

Note:

(1) PAN would not be displayed on website of Stock Exchange(s).

(2) The above format needs to be disclosed along with the name of following persons:




Table IV - PRE- MERGER STATEMENT SHOWING SHAREHOLDING PATTERN OF THE NON PROMOTER - NON PUBLIC SHAREHOLDER AS ON 3.02.2017

Category & Name of the shareholders (I)	PAN (II)	No. of Share holders (III)	No. of fully paid up equity Share held (IV)	Partly paid-up equity Share held (V)	No.s of shares underlying Depository Receipts (VI)	Total no. shares held (VII)= (IV)+(V)+(VI)	Shareholding % calculated as per SCRR, 19 57) As a % of (A+B+C2) (VIII)	Number of Voting Rights held in each class of securities (IX)			No. of Shares Underlying Outstanding convertible securities (including Warrants) (X)	Total Shareholding, as a % assuming full conversion of convertible securities(as a % of diluted share capital) (XI)=(VII)+(X) As a % of	Number of Locked in shares (XII)		Number of Shares pledged or otherwise encumbered (XIII)		Number of equity shares held in dematerialized form (XIV)	
								No of Voting Rights					Total as a % of (A+B+C)	No. (a)	As a % of total shares held (b)	No. (Not applicable) (a)		As a % of total shares held (Not applicable) (a)
								Class Equity x	Class Others y	Total								
1 Custodian/DR Holder		0	0	0	0	0	0.0000	0	0	0	0.0000	0	0.0000	0	0.0000	NA	NA	0
2 Employee Benefit Trust (under SEBI (Share based Employee Benefit) Regulations, 2014)		0	0	0	0	0	0.0000	0	0	0	0.0000	0	0.0000	0	0.0000	NA	NA	0
Total Non Promoter- Non Public Shareholding (C)=(C)(1)+(C)(2)		0	0	0	0	0	0.0000	0	0	0	0.0000	0	0.0000	0	0.0000	NA	NA	0

Note

- (1) PAN would not be displayed on website of Stock Exchange(s).
- (2) The above format needs to disclose name of all holders holding more than 1% of total number of shares.
- (3) W.r.t. the information pertaining to Depository Receipts, the same may be disclosed in the respective columns to the extent information available.

For Oricon Enterprises Limited

Sanjay Jain
Company Secretary



Holding of Specified Securities

Annexure - I

1. Name of Listed Entity:	ORICON ENTERPRISES LTD
2. Scrip Code/Name of Scrip/Class of Security	513121
3. Share Holding Pattern Filed under: Reg. 31(1)(a)/Reg. 31(1)(b)/Reg.31(1)(c)	
a. If under 31(1)(b) then indicate the report for Quarter ending	POST-MERGER SUMMARY STATEMENT OF SHAREHOLDING AS ON 04.02.2017
b. If under 31(1)(c) then indicate date of allotment/extinguishment	
4. Declaration: The Listed entity is required to submit the following declaration to the extent of submission of information:-	

Particulars	Yes*	No*
1 Whether the Listed Entity has issued any partly paid up shares?		No
2 Whether the Listed Entity has issued any Convertible Securities or Warrants?		No
3 Whether the Listed Entity has any shares against which depository receipts are issued?		No
4 Whether the Listed Entity has any shares in locked-in?	Yes	
5 Whether any shares held by promoters are pledge or otherwise encumbered?	Yes	

* If the Listed Entity selects the option 'No' for the questions above, the columns for the partly paid up shares, Outstanding Convertible Securities/Warrants, depository receipts, locked-in shares, No of shares pledged or otherwise encumbered by promoters, as applicable, shall not be displayed at the time of dissemination on the Stock Exchange website. Also wherever there is 'No' declared by Listed Entity in above table the values will be considered as 'Zero' by default on submission of the format of holding of specified securities.



Table I - POST-MERGER STATEMENT SHOWING SHAREHOLDING PATTERN OF HOLDING OF THE NON PROMOTER - NON PUBLIC SHAREHOLDER AS ON 04.02.2017

Category (I)	Category of shareholder (II)	No.s of Share holders (III)	No. of fully paid up equity Share held (IV)	No.s of Partly paid-up equity Share held (V)	No. of shares underlying Depository Receipts (VI)	Total nos. shares held (VII) = (IV)+(V)+(VI)	Shareholding as a % of total no. of shares (calculated as per SCRR, 1957) (VIII) As a % of (A+B+C2)	Number of Voting Rights held in each class of securities (IX)			No. of Shares Underlying Outstanding convertible securities (including Warrants) (X)	Shareholding, as a % assuming full conversion of convertible securities (as a % of diluted share capital) (XI) = (VII)+(X) As a % of (A+B+C2)	Number of Locked in shares (XII)		Number of Shares pledged or otherwise encumbered (XIII)		Number of equity shares held in dematerialized form (XIV)	
								No of Voting Rights		Total as a % of (A+B+C)			No. (a)	As a % of total shares held (b)	No. (a)	As a % of total shares held (b)		
								Class Equity x	Class Other s y									Total
(A)	Promoter & Promoter Group	38	105152189	0	0	105152189	66.9556	105152189	0	105152189	66.9556	0	66.9556	13625000	12.9574	1800000	1.7118	105152189
(B)	Public	17415	51895526	0	0	51895526	33.0444	51895526	0	51895526	33.0444	0	33.0444	0	0.0000	NA	NA	50689845
(C)	Non Promoter-Non Public	0	0	0	0	0	0	0	0	0	0.0000	0	0.0000	0	0.0000	NA	NA	0
(C1)	Shares underlying DRs	0	0	0	0	0	NA	0	0	0	0.0000	0	0.0000	0	0.0000	NA	NA	0
(C2)	Shares held by Employee Trusts	0	0	0	0	0	0	0	0	0	0.0000	0	0.0000	0	0.0000	NA	NA	0
	Total	17453	157047715	0	0	157047715		157047715	0	157047715	100.0000	0	100.0000	13625000	8.6757			155842034





Table II - POST-MERGER STATEMENT SHOWING SHAREHOLDING PATTERN OF THE PROMOTER AND PROMOTER GROUP AS ON 04.02.2017

Category & Name of the shareholders (I)	PAN (II)	No of Share holders (III)	No of fully paid up equity Shares held (IV)	Partly paid-up equity Share held (V)	No. of shares underlying Depository Receipts (VI)	Total nos. shares held (VII)=(IV)+(V)+(VI)	Shareholding % calculated as per SCRR, 1957 As a % of (A+B+C2) (VIII)	Number of Voting Rights held in each class of securities (IX)			No. of Shares Underlying Outstanding convertible securities (including Warrants) (X)	Shareholding as a % assuming full conversion of convertible securities (as a % of diluted share capital) (XI)=(VII)+(X) As a % of (A+B+C2)	Number of Locked in shares (XII)		Number of Shares pledged or otherwise encumbered (XIII)		Number of equity shares held in dematerialized form (XIV)	
								No of Voting Rights		Total as a % of (A+B+C2)			No. (a)	As a % of total shares held (b)	No. (a)	As a % of total shares held (b)		
								Class Equity x	Class Other s y									Total
1 Indian																		
(a) Individuals/Hindu undivided Family																		
RAJENDRA SOMANI	AAAF00300M	1	27540	0	0	27540	0.0175	27540	0	27540	0.0175	0	0.0000	0	0.0000	0	0.0000	27540
B K Toshniwal	AAATSC663B	1	126000	0	0	126000	0.0802	126000	0	126000	0.0802	0	0.0000	31000	24.6032	0	0.0000	126000
RAJENDRA SOMANI	AABFH1345M	1	20402620	0	0	20402620	12.9914	20402620	0	20402620	12.9914	0	12.9914	3940965	19.3160	1000000	4.9013	20402620
Rajendra Somani	AACP\$9645M	1	8659250	0	0	8659250	5.5138	8659250	0	8659250	5.5138	0	5.5138	1993909	23.0263	0	0.0000	8659250
Vishnurain Khanna	AAEPK7091D	1	109900	0	0	109900	0.0700	109900	0	109900	0.0700	0	0.0000	4125	3.7534	0	0.0000	109900
SUSHEEL SOMANI	AAEPS1681B	1	16240580	0	0	16240580	10.3412	16240580	0	16240580	10.3412	0	10.3412	3927622	24.1840	0	0.0000	16240580
BALKISHAN U TOSHNIWAL	AAFHB2693M	1	13000	0	0	13000	0.0083	13000	0	13000	0.0083	0	0.0083	0	0.0000	0	0.0000	13000
Varun Surendra Somani	AAFHV5642C	1	817380	0	0	817380	0.5205	817380	0	817380	0.5205	0	0.5205	52250	6.3924	0	0.0000	817380
Sujata Parekh Kumar	AAHPK2346L	1	5578480	0	0	5578480	3.5521	5578480	0	5578480	3.5521	0	3.5521	260184	4.6641	0	0.0000	5578480
Sevanti Jivanti Parekh	AAHPP6564F	1	1152385	0	0	1152385	0.7338	1152385	0	1152385	0.7338	0	0.7338	0	0.0000	0	0.0000	1152385
HRIDAI SUSHEEL SOMANI	AAHPS1801N	1	2400965	0	0	2400965	1.5288	2400965	0	2400965	1.5288	0	1.5288	109260	4.5507	0	0.0000	2400965
Adarsh Rajendra Somani	AAIHA9128D	1	1634380	0	0	1634380	1.0407	1634380	0	1634380	1.0407	0	1.0407	105355	6.4462	725000	44.3583	1634380
SURENDRA SOMANI(HUF)	AAJHS9866H	1	6300	0	0	6300	0.0040	6300	0	6300	0.0040	0	0.0040	0	0.0000	0	0.0000	6300
SUSHEEL SOMANI	AAKFS2659H	1	561922	0	0	561922	0.3578	561922	0	561922	0.3578	0	0.3578	0	0.0000	0	0.0000	561922
RAJENDRA SOMANI (HUF)	AAKHS1999C	1	2100	0	0	2100	0.0013	2100	0	2100	0.0013	0	0.0013	0	0.0000	0	0.0000	2100
MRIDULA SOMANI	AAKPS2773A	1	4177325	0	0	4177325	2.6599	4177325	0	4177325	2.6599	0	2.6599	189014	4.5248	0	0.0000	4177325
SURENDRA SOMANI	AAMP\$3768R	1	3044480	0	0	3044480	1.9386	3044480	0	3044480	1.9386	0	1.9386	88881	2.9128	0	0.0000	3044480
VRINDA SOMANI	AAXPG043J	1	933580	0	0	933580	0.5945	933580	0	933580	0.5945	0	0.5945	51632	5.5305	0	0.0000	933580
Premnarin Khanna	ABBP\$195J	1	28500	0	0	28500	0.0181	28500	0	28500	0.0181	0	0.0181	737	2.5860	0	0.0000	28500
JAYA SOMANI	ABNPS1775Q	1	1828215	0	0	1828215	1.1641	1828215	0	1828215	1.1641	0	1.1641	65514	3.5835	0	0.0000	1828215
ANUSHREE SOMANI	ABTP\$6206L	1	1068900	0	0	1068900	0.6806	1068900	0	1068900	0.6806	0	0.6806	51632	4.8304	0	0.0000	1068900
SANJAY DOSI	ADUPD053B	1	100	0	0	100	0.0001	100	0	100	0.0001	0	0.0001	0	0.0000	0	0.0000	100
MR ADARSH SOMANI	ALZPS4257K	1	4207952	0	0	4207952	2.6794	4207952	0	4207952	2.6794	0	2.6794	286336	6.8056	0	0.0000	4207952
SUHRID SOMANI	AMFPS1861E	1	3026545	0	0	3026545	1.9271	3026545	0	3026545	1.9271	0	1.9271	172127	5.6872	0	0.0000	3026545
VANDANA SOMANI	AMLPS0808K	1	4035125	0	0	4035125	2.5694	4035125	0	4035125	2.5694	0	2.5694	181060	4.4871	0	0.0000	4035125
NUPUR SOMANI	AMZPS2894P	1	2988900	0	0	2988900	1.9095	2988900	0	2988900	1.9095	0	1.9095	108541	3.6194	0	0.0000	2988900
SOMANI KUMKUM	ANFPS1476C	1	2190070	0	0	2190070	1.3945	2190070	0	2190070	1.3945	0	1.3945	98389	4.4925	0	0.0000	2190070
Arundhati Sunil Parekh	AOHPP3638E	1	100220	0	0	100220	0.0638	100220	0	100220	0.0638	0	0.0638	0	0.0000	0	0.0000	100220
Anandita Sunil Parekh	AOWPP2677J	1	100220	0	0	100220	0.0638	100220	0	100220	0.0638	0	0.0638	0	0.0000	0	0.0000	100220
Namrata Somani	AQOPS0920P	1	2655820	0	0	2655820	1.6911	2655820	0	2655820	1.6911	0	1.6911	171748	6.4669	0	0.0000	2655820
VAPUN SOMANI	ASAPS9359Q	1	4350295	0	0	4350295	2.7700	4350295	0	4350295	2.7700	0	2.7700	162980	3.7464	75000	1.7240	4350295
Total		31	92479049	0	0	92479049	58.8860	92479049	0	92479049	58.8860	0	58.8860	12053061	13.0333	1800000	1.9464	92479049
(b) Central Government/State Government(s)																		
Total		0	0	0	0	0	0.0000	0	0	0	0.0000	0	0.0000	0	0.0000	0	0.0000	0
(c) Financial Institutions/Banks																		
Total		0	0	0	0	0	0.0000	0	0	0	0.0000	0	0.0000	0	0.0000	0	0.0000	0
(d) Any Other (BODIES CORPORATE)																		
HIMALAYA BUILDERS PVT LTD	AAACH5670C	1	3100390	0	0	3100390	1.9742	3100390	0	3100390	1.9742	0	1.9742	468405	15.1079	0	0.0000	3100390



PARIJAT SHIPPING AND FINALE LTD	AAACP8053D	1	169400	0	0	169400	0.1079	169400	0	169400	0.1079	0	0.1079	0	0.0000	0	0.0000	169400
KOPRAN LIFESTYLE LIMITED	AAACR4103L	1	3472300	0	0	3472300	2.2110	3472300	0	3472300	2.2110	0	2.2110	671926	19.3510	0	0.0000	3472300
Sarvamangal Mercantile Co. Ltd	AAACS5526L	1	3610500	0	0	3610500	2.2990	3610500	0	3610500	2.2990	0	2.2990	0	0.0000	0	0.0000	3610500
SKYLAND SECURITIES PVT LTD	AAACS9191B	1	2239900	0	0	2239900	1.4263	2239900	0	2239900	1.4263	0	1.4263	431608	19.2691	0	0.0000	2239900
Venkatesh Karriers Ltd	AAACVZ738B	1	79400	0	0	79400	0.0506	79400	0	79400	0.0506	0	0.0506	0	0.0000	0	0.0000	79400
Parekh Integrated Services Pvt Ltd	AADCP1503F	1	1250	0	0	1250	0.0008	1250	0	1250	0.0008	0	0.0008	0	0.0000	0	0.0000	1250
Total		7	12673140	0	0	12673140	8.0696	12673140	0	12673140	8.0696	0	8.0696	1571939	12.4037	0	0.0000	12673140
Sub-Total (AY1)		38	105152189	0	0	105152189	66.9556	105152189	0	105152189	66.9556	0	66.9556	13625000	12.9574	1800000	1.7118	105152189
2 Foreign																		
(a) Individuals(Non-Resident Individuals/Foreign Individuals)																		
Total		0	0	0	0	0	0.0000	0	0	0	0.0000	0	0.0000	0	0.0000	0	0.0000	0
(b) Government																		
Total		0	0	0	0	0	0.0000	0	0	0	0.0000	0	0.0000	0	0.0000	0	0.0000	0
(c) Institutions																		
Total		0	0	0	0	0	0.0000	0	0	0	0.0000	0	0.0000	0	0.0000	0	0.0000	0
(d) Foreign Portfolio Investor																		
Total		0	0	0	0	0	0.0000	0	0	0	0.0000	0	0.0000	0	0.0000	0	0.0000	0
Sub-Total (AY2)		0	0	0	0	0	0.0000	0	0	0	0.0000	0	0.0000	0	0.0000	0	0.0000	0
Total Shareholding of Promoter and Promoter Group (A) = (A)(1)+(A)(2)		38	105152189	0	0	105152189	66.9556	105152189	0	105152189	66.9556	0	66.9556	13625000	12.9574	1800000	1.7118	105152189

Details of Shares which remain unclaimed may be given hear along with details such as number of shareholders, outstanding shares held in demat/unclaimed suspense account, voting rights which are frozen etc.

Note:

(1) PAN would not be displayed on website of Stock Exchange(s).

(2) The term "Encumbrance" has the same meaning as assigned under regulation 28(3) of SEBI (Substantial Acquisition of Shares and Takeovers) Regulations, 2011.




Table III - POST-MERGER STATEMENT SHOWING SHAREHOLDING PATTERN OF THE PUBLIC SHAREHOLDER AS ON 04.02.2017

Category & Name of the shareholders (I)	PAN (II)	No.s of Share holders (III)	No. of fully paid up equity Shares held (IV)	Partly paid-up equity Share held (V)	No.s of shares underlying Depository Receipts (VI)	Total nos. shares held (VII)= (IV)+(V)+(VI)	Shareholding % calculated as per SCRR, 1957) As a % of (A+B+C2) (VIII)	Number of Voting Rights held in each class of securities (IX)			No. of Shares Underlying Outstanding convertible securities (including Warrants) (X)	Total Shareholding as a % assuming full conversion of convertible securities (as a percentage of diluted share capital) (XI)=(VII)+(X) As a % of (A+B+C2)	Number of Locked in shares (XII)		Number of Shares pledged or otherwise encumbered (XIII)		Number of equity shares held in dematerialized form (XIV)	
								No of Voting Rights		Total as a % of Total Voting Rights			No. (a)	As a % of total shares held (b)	No. (Not applicable) (a)	As a % of total shares held (b)		
								Class Equity x	Class Others y									Total
1 Institutions																		
(a) Mutual Funds		0	0	0	0	0	0.0000	0	0	0	0.0000	0	0.0000	0	0.0000	NA	NA	0
(b) Venture Capital Funds		0	0	0	0	0	0.0000	0	0	0	0.0000	0	0.0000	0	0.0000	NA	NA	0
(c) Alternate Investment Funds		0	0	0	0	0	0.0000	0	0	0	0.0000	0	0.0000	0	0.0000	NA	NA	0
(d) Foreign Venture Capital Investors		0	0	0	0	0	0.0000	0	0	0	0.0000	0	0.0000	0	0.0000	NA	NA	0
(e) Foreign Portfolio Investors		3	10387313	0	0	10387313	6.6141	10387313	0	10387313	6.6141	0	6.6141	0	0.0000	NA	NA	10387313
NAF INDIA HOLDINGS LTD	AACCN886 2A	1	10169813	0	0	10169813	6.4756	10169813	0	10169813	6.4756	0	6.4756	0	0.0000	NA	NA	10169813
(f) Financial Institution/Banks		8	2580940	0	0	2580940	1.6434	2580940	0	2580940	1.6434	0	1.6434	0	0.0000	NA	NA	2579790
GENERAL INSURANCE CORPORATION OF INDIA	AAACG061 5N	1	2000000	0	0	2000000	1.2735	2000000	0	2000000	1.2735	0	1.2735	0	0.0000	NA	NA	2000000
(g) Insurance Companies		0	0	0	0	0	0.0000	0	0	0	0.0000	0	0.0000	0	0.0000	NA	NA	0
(h) Provident Funds/ Pension Funds		0	0	0	0	0	0.0000	0	0	0	0.0000	0	0.0000	0	0.0000	NA	NA	0
(i) Any Other(FII'S)		1	10000	0	0	10000	0.0064	10000	0	10000	0.0064	0	0.0064	0	0.0000	NA	NA	10000
SUB TOTAL (B)(1)		12	12978253	0	0	12978253	8.2639	12978253	0	12978253	8.2639	0	8.2639	0	0.0000	NA	NA	12977103
2 Central / State government(s)																		
(a) Central Government/ State Government(s)/President of India		0	0	0	0	0	0.0000	0	0	0	0.0000	0	0.0000	0	0.0000	NA	NA	0
SUB TOTAL (B)(2)		0	0	0	0	0	0.0000	0	0	0	0.0000	0	0.0000	0	0.0000	NA	NA	0
3 Non-institutions																		
(a.1) Individuals - i. Individual shareholders holding nominal share capital up to Rs. 2 lakhs.		16618	20467028	0	0	20467028	13.0324	20467028	0	20467028	13.0324	0	13.0324	0	0.0000	NA	NA	19315927
(a.2) INDIVIDUAL - ii. Individual shareholders holding nominal share capital in excess of Rs. 2 lakhs.		26	7655547	0	0	7655547	4.8747	7655547	0	7655547	4.8747	0	4.8747	0	0.0000	NA	NA	7655547
(b) NBFCs registered with RBI		2	22100	0	0	22100	0.0141	22100	0	22100	0.0141	0	0.0141	0	0.0000	NA	NA	22100
(c) Employee Trusts		0	0	0	0	0	0.0000	0	0	0	0.0000	0	0.0000	0	0.0000	NA	NA	0
(d) Overseas Depositories (holding DRs) (balancing figure)		0	0	0	0	0	0.0000	0	0	0	0.0000	0	0.0000	0	0.0000	NA	NA	0
(e) Any Other(BODIES CORPORATE)		406	9602235	0	0	9602235	6.1142	9602235	0	9602235	6.1142	0	6.1142	0	0.0000	NA	NA	9548805
Shree Venkatesh Metal Packs Pvt Ltd	AAACS5238 F	1	5172790	0	0	5172790	3.2938	5172790	0	5172790	3.2938	0	3.2938	0	0.0000	NA	NA	5172790
(e) Any Other(CLEARING MEMBER)		148	599646	0	0	599646	0.3818	599646	0	599646	0.3818	0	0.3818	0	0.0000	NA	NA	599646
(e) Any Other(NON RESIDENT INDIANS (NON REPAT))		64	198719	0	0	198719	0.1265	198719	0	198719	0.1265	0	0.1265	0	0.0000	NA	NA	198719



(e) Any Other(NON RESIDENT INDIANS (NRI))	14	32396	0	0	32396	0.0206	32396	0	32396	0.0206	0	0.0206	0	0.0000	NA	NA	32396
(e) Any Other(NON RESIDENT INDIANS (REPAT))	124	334602	0	0	334602	0.2131	334602	0	334602	0.2131	0	0.2131	0	0.0000	NA	NA	334602
(e) Any Other(TRUSTS)	1	5000	0	0	5000	0.0032	5000	0	5000	0.0032	0	0.0032	0	0.0000	NA	NA	5000
SUB TOTAL (B)(3)	17403	38917273	0	0	38917273	24.7805	38917273	0	38917273	24.7805	0	24.7805	0	0.0000	NA	NA	37712742
Total Public Shareholding (B) = (B)(1)+(B)(2)+(B)(3)	17415	51895526	0	0	51895526	33.0444	51895526	0	51895526	33.0444	0	33.0444	0	0.0000	NA	NA	50689845

Details of the shareholders acting as persons in Concert including their Shareholding (No. and %): 0

Details of Shares which remain unclaimed may be given hear along with details such as number of shareholders, outstanding shares held in demat/unclaimed suspense account, voting rights which are frozen etc.

Note:

(1) PAN would not be displayed on website of Stock Exchange(s).

(2) The above format needs to be disclosed along with the name of following persons:





Table IV - POST-MERGER STATEMENT SHOWING SHAREHOLDING PATTERN OF THE NON PROMOTER - NON PUBLIC SHAREHOLDER AS ON 04.02.2017

Category & Name of the shareholders (I)	PAN (II)	No. of Share holders (III)	No. of fully paid up equity Share held (IV)	Partly paid-up equity Share held (V)	No.s of shares underlying Depository Receipts (VI)	Total no. shares held (VII)= (IV)+(V)+(VI)	Shareholding % calculated as per SCRR, 1957 As a % of (A+B+C2) (VIII)	Number of Voting Rights held in each class of securities (IX)			No. of Shares Underlying Outstanding convertible securities (including Warrants) (X)	Total Shareholding, as a % assuming full conversion of convertible securities (as a % of diluted share capital) (XI)=(VII)+(X) As a % of	Number of Locked in shares (XII)		Number of Shares pledged or otherwise encumbered (XIII)		Number of equity shares held in dematerialized form (XIV)	
								No of Voting Rights					Total as a % of (A+B+C)	No. (a)	As a % of total shares held (b)	No. (Not applicable) (a)		As a % of total shares held (Not applicable) (b)
								Class Equity x	Class Others y	Total								
1 Custodian/DR Holder																		
		0	0	0	0	0	0.0000	0	0	0	0.0000	0	0.0000	0	0.0000	NA	NA	0
2 Employee Benefit Trust (under SEBI (Share based Employee Benefit) Regulations, 2014)																		
		0	0	0	0	0	0.0000	0	0	0	0.0000	0	0.0000	0	0.0000	NA	NA	0
Total Non Promoter-Non Public Shareholding (C)=(C)(1)+(C)(2)		0	0	0	0	0	0.0000	0	0	0	0.0000	0	0.0000	0	0.0000	NA	NA	0

Note
 (1) PAN would not be displayed on website of Stock Exchange(s).
 (2) The above format needs to disclose name of all holders holding more than 1% of total number of shares.
 (3) W.r.t. the information pertaining to Depository Receipts, the same may be disclosed in the respective columns to the extent information available.

For Oricon Enterprises Limited

Sanjay Jain
 Company Secretary



Oricon Properties Private Limited

Regd. Office : 35, Dr. E. Moses Road, Worli, Mumbai - 400 018.

Administrative Office : (For Correspondence) 1076, Dr. E. Moses Road, Worli, Mumbai - 400 018
Tel. No. 24964656-57-58-59-60 • Fax No. 2496 3055

CIN - U99999MH1943PTC004089


Table I - PRE-MERGER SUMMARY STATEMENT HOLDING OF SPECIFIED SECURITIES AS ON 03.02.2017

Category (i)	Category of shareholder (ii)	No.s of Share holders (iii)	No. of fully paid up equity Share held (iv)	No.s of Partly paid-up equity Share held (v)	No. of shares underlying Depository Receipts (vi)	Total nos. shares held (vii)=(iv)+(v)	Shareholding as a % of total no. of shares (calculated as per SCRR, 1957) (viii) As a % of (A+B+C2)	Number of Voting Rights held in each class of securities (ix)			No. of Shares Underlying Outstanding convertible securities (including Warrants) (x)	Shareholding as a % assuming full conversion of convertible securities (as a % of diluted share capital) (xi)=(vii)+(x) As a % of (A+B+C2)	Number of Locked In shares (xii)		Number of Shares pledged or otherwise encumbered (xiii)		Number of equity shares held in dematerialized form (xiv)	
								No of Voting Rights					Total as a % of (A+B+C)	No. (a)	As a % of total shares held (b)	No. (a)		As a % of total shares held (b)
								Class Equity x	Class Others y	Total								
(A)	Promoter & Promoter Group	7	6120000	0	0	6120000	100	6120000	0	6120000	100	0	0	0	0	0	6109800	
(B)	Public	0	0	0	0	0	0	0	0	0	0	0	0	0	0	0	0	
(C)	Non Promoter-Non Public	0	0	0	0	0	0	0	0	0	0	0	0	0	0	0	0	
(C1)	Shares underlying DRs	0	0	0	0	0	0	0	0	0	0	0	0	0	0	0	0	
(C2)	Shares held by Employee Trusts	0	0	0	0	0	0	0	0	0	0	0	0	0	0	0	0	
	Total	7	6120000	0	0	6120000	100	6120000	0	6120000	100	0	0	0	0	0	6109800	



Table II - PRE-MERGER STATEMENT SHOWING SHAREHOLDING PATTERN OF THE PROMOTER AND PROMOTER GROUP AS ON 03.02.2017

Category & Name of the shareholders (I)	PAN (II)	No of Share holders (III)	No of fully paid up equity Shares held (IV)	Partly paid-up equity Share held (V)	No. of shares underlying Depository Receipts (VI)	Total nos. shares held (VII)= (IV)+(V)+(VI)	Shareholding % calculated as per SCRR, 1957 As a % of (A+B+C2) (VIII)	Number of Voting Rights held in each class of securities (IX)			No. of Shares Underlying Outstanding convertible securities (including Warrants) (X)	Shareholding, as a % assuming full conversion of convertible securities (as a % of diluted share capital) (XI)=(VII)+(X) As a % of (A+B+C2)	Number of Locked in shares (XII)		Number of Shares pledged or otherwise encumbered (XIII)		Number of equity shares held in dematerialized form (XIV)	
								No of Voting Rights					Total as a % of (A+B+C)	No. (a)	As a % of total shares held (b)	No. (a)		As a % of total shares held (b)
								Class Equity (X)	Class Other (Y)	Total								
1 Indian																		
(a) Individuals/Hindu undivided Family																		
Rajendra Somani*	AACPS9645M	1	1	0	0	1	0	1	0	1	0	0	0	0	0	0	0	0
Surendra Somani*	AAMPS3766R	1	1	0	0	1	0	1	0	1	0	0	0	0	0	0	0	0
Adarsh Somani*	ALZPS4257<	1	1	0	0	1	0	1	0	1	0	0	0	0	0	0	0	0
V.N. Khanna*	AAEPK7091D	1	1	0	0	1	0	1	0	1	0	0	0	0	0	0	0	0
B.K. Toshniwal*	AABPT4902D	1	1	0	0	1	0	1	0	1	0	0	0	0	0	0	0	0
Varun Somani*	ASAPS9359Q	1	1	0	0	1	0	1	0	1	0	0	0	0	0	0	0	0
Total		6	6	0	0	6	0	6	0	6	0	0	0	0	0	0	0	0
(b) Central Government/State Government(s)																		
Total		0	0	0	0	0	0	0	0	0	0	0	0	0	0	0	0	0
(c) Financial Institutions/Banks																		
Total		0	0	0	0	0	0	0	0	0	0	0	0	0	0	0	0	0
(d) Any Other(BODIES CORPORATE)																		
Oricon Enterprises Limited	AAACO0480F	1	6119994	0	0	6119994	100	6119994	0	6119994	100	0	100	0	0	0	0	6109800
Total		1	6119994	0	0	6119994	100	6119994	0	6119994	100	0	100	0	0	0	0	6109800
Sub-Total (A)(1)		7	6120000	0	0	6120000	100	6120000	0	6120000	100	0	100	0	0	0	0	6109800
2 Foreign																		
(a) Individuals (Non-Resident Individuals/Foreign Individuals)																		



		0	0	0	0	0	0	0	0	0	0	0	0	0	0	0	0	0	0
Total		0	0	0	0	0	0	0	0	0	0	0	0	0	0	0	0	0	0
(b) Government																			
		0	0	0	0	0	0	0	0	0	0	0	0	0	0	0	0	0	0
Total		0	0	0	0	0	0	0	0	0	0	0	0	0	0	0	0	0	0
(c) Institutions																			
		0	0	0	0	0	0	0	0	0	0	0	0	0	0	0	0	0	0
Total		0	0	0	0	0	0	0	0	0	0	0	0	0	0	0	0	0	0
(d) Foreign Portfolio Investor																			
		0	0	0	0	0	0	0	0	0	0	0	0	0	0	0	0	0	0
Total		0	0	0	0	0	0	0	0	0	0	0	0	0	0	0	0	0	0
Sub-Total (A)(2)		0	0	0	0	0	0	0	0	0	0	0	0	0	0	0	0	0	0
Total Shareholding of Promoter and Promoter Group (A) = (A)(1)+(A)(2)		7	6120000	0	0	6120000	100	6120000	0	6120000	100	0	100	0	0	0	0	0	6109800

Note:

* Holding as Nominee shareholder of Oricon enterprises Limited





Table III -PRE-MERGER STATEMENT SHOWING SHAREHOLDING PATTERN OF THE PUBLIC SHAREHOLDER AS ON 03.02.2017

Category & Name of the shareholders (I)	PAN (II)	No.s of Share holders (III)	No. of fully paid up equity Share held (IV)	Partly paid-up equity Share held (V)	No.s of shares underlying Depository Receipts (VI)	Total nos. shares held (VII)= (IV)+(V)+(VI)	Shareholding % calculated as per SCRR, 1957 As a % of (A+B+C2) (VIII)	Number of Voting Rights held in each class of securities (IX)			No. of Shares Underlying convertible securities (including Warrants) (X)	Total Shareholding, as a % assuming full conversion of convertible securities(as a percentage of diluted share capital) (XI)=(VII)+(X) As a % of (A+B+C2)	Number of Locked in shares (XII)		Number of Shares pledged or otherwise encumbered (XIII)		Number of equity shares held in dematerialized form (XIV)	
								No of Voting Rights					Total as a % of Total Voting Rights	No. (a)	As a % of total shares held (b)	No. (Not applicable) (a)		As a % of total shares held (b)
								Class Equity	Class Other	Total								
1	Institutions																	
(a)	Mutual Funds		0	0	0	0	0.0000	0	0	0	0.0000	0	0.0000	0	0.0000	NA	NA	0
(b)	Venture Capital Funds		0	0	0	0	0.0000	0	0	0	0.0000	0	0.0000	0	0.0000	NA	NA	0
(c)	Alternate Investment Funds		0	0	0	0	0.0000	0	0	0	0.0000	0	0.0000	0	0.0000	NA	NA	0
(d)	Foreign Venture Capital Investors		0	0	0	0	0.0000	0	0	0	0.0000	0	0.0000	0	0.0000	NA	NA	0
(e)	Foreign Portfolio Investors		0	0	0	0	0.0000	0	0	0	0.0000	0	0.0000	0	0.0000	NA	NA	0
(f)	Financial Institution/Banks		0	0	0	0	0.0000	0	0	0	0.0000	0	0.0000	0	0.0000	NA	NA	0
(g)	Insurance Companies		0	0	0	0	0.0000	0	0	0	0.0000	0	0.0000	0	0.0000	NA	NA	0
(h)	Provident Funds/ Pension Funds		0	0	0	0	0.0000	0	0	0	0.0000	0	0.0000	0	0.0000	NA	NA	0
(i)	Any Other(FII'S)		0	0	0	0	0.0000	0	0	0	0.0000	0	0.0000	0	0.0000	NA	NA	0
	SUB TOTAL (B)(1)		0	0	0	0	0.0000	0	0	0	0.0000	0	0.0000	0	0.0000	NA	NA	0
2	Central / State government(s)																	
(a)	Central Government/ State Government(s)/President of India		0	0	0	0	0.0000	0	0	0	0.0000	0	0.0000	0	0.0000	NA	NA	0
	SUB TOTAL (B)(2)		0	0	0	0	0.0000	0	0	0	0.0000	0	0.0000	0	0.0000	NA	NA	0
3	Non-institutions																	
(a.1)	Individuals - i. Individual shareholders holding nominal share capital up to Rs. 2 lakhs.		0	0	0	0	0.0000	0	0	0	0.0000	0	0.0000	0	0.0000	NA	NA	0
(a.2)	INDIVIDUAL - ii. Individual shareholders holding nominal share capital in excess of Rs. 2 lakhs.		0	0	0	0	0.0000	0	0	0	0.0000	0	0.0000	0	0.0000	NA	NA	0



(b)	NBFCs registered with RBI	0	0	0	0	0	0.0000	0	0	0	0.0000	0	0.0000	0	0.0000	NA	NA	0
(c)	Employee Trusts	0	0	0	0	0	0.0000	0	0	0	0.0000	0	0.0000	0	0.0000	NA	NA	0
(d)	Overseas Depositories (holding DRs) (balancing figure)	0	0	0	0	0	0.0000	0	0	0	0.0000	0	0.0000	0	0.0000	NA	NA	0
(e)	Any Other(BODIES CORPORATE)	0	0	0	0	0	0	0	0	0	0	0	0	0	0.0000	NA	NA	0
(e)	Any Other(CLEARING MEMBER)		0	0	0	0	0	0	0	0	0	0	0	0	0.0000	NA	NA	0
(e)	Any Other(NON RESIDENT INDIANS (NRI))	0	0	0	0	0	0	0	0	0	0	0	0	0	0.0000	NA	NA	0
(e)	Any Other(OVERSEAS BODIES CORPORATES)	0	0	0	0	0	0	0	0	0	0	0	0	0	0.0000	NA	NA	0
(e)	Any Other(TRUSTS)	0	0	0	0	0	0	0	0	0	0	0	0	0	0.0000	NA	NA	0
	SUB TOTAL (B)(3)			0	0	0	0	0	0	0	0	0	0	0	0.0000	NA	NA	0
	Total Public Shareholding (B) = (B)(1)+(B)(2)+(B)(3)	0	0	0	0	0	0	0	0	0	0	0	0	0	0.0000	NA	NA	0




Table IV - PRE - MERGER STATEMENT SHOWING SHAREHOLDING PATTERN OF THE NON PROMOTER - NON PUBLIC SHAREHOLDER AS ON 03.02.2017

Category & Name of the shareholders (I)	PAN (II)	No. of Share holders (III)	No. of fully paid up equity Share held (IV)	Partly paid-up equity Share held (V)	No.s of shares underlying Depository Receipts (VI)	Total no. shares held (VII)= (IV)+(V)+(VI)	Shareholding % calculated as per SCRR, 1957 As a % of (A+B+C2) (VIII)	Number of Voting Rights held in each class of securities (IX)			No. of Shares Underlying Outstanding convertible securities (including Warrants) (X)	Total Shareholding, as a % assuming full conversion of convertible securities (as a % of diluted share capital) (XI)=(VII)+(X) As a % of (A+B+C2)	Number of Locked in shares (XII)		Number of Shares pledged or otherwise encumbered (XIII)		Number of equity shares held in dematerialized form (XIV)	
								No of Voting Rights					Total as a % of (A+B+C)	No. (a)	As a % of total shares held (b)	No. (Not applicable) (a)		As a % of total shares held (Not applicable) (b)
								Class Equity (x)	Class Other (y)	Total								
1 Custodian/DR Holder																		
		0	0	0	0	0	0.0000	0	0	0	0.0000	0	0.0000	0	0.0000	NA	NA	0
2 Employee Benefit Trust (under SEBI (Share based Employee Benefit) Regulations, 2014)																		
		0	0	0	0	0	0.0000	0	0	0	0.0000	0	0.0000	0	0.0000	NA	NA	0
Total Non Promoter-Non Public Shareholding		0	0	0	0	0	0.0000	0	0	0	0.0000	0	0.0000	0	0.0000	NA	NA	0


Note

- (1) PAN would not be displayed on website of Stock Exchange(s).
 (2) The above format needs to disclose name of all holders holding more than 1% of total number of shares.

For Oricon Properties Private Limited

Bal Meekand Gaggar

Bal Meekand Gaggar
Director



Oricon Properties Private Limited

Regd. Office : 35, Dr. E. Moses Road, Worli, Mumbai - 400 018.

Administrative Office : (For Correspondence) 1076, Dr. E. Moses Road, Worli, Mumbai - 400 018.

Tel. No. 24964656-57-58-59-60 • Fax No. 2496 3055

CIN - U99999MH1943PTC004089

Table I - POST-MERGER SUMMARY STATEMENT HOLDING OF SPECIFIED SECURITIES AS ON 04.02.2017

Category (i)	Category of shareholder (ii)	No.s of Share holders (iii)	No. of fully paid up equity Share held (iv)	No.s of Partly paid-up equity Share held (v)	No. of shares underlying Depository Receipts (vi)	Total nos. shares held (vii)=(iv)+(v)+(vi)	Shareholding as a % of total no. of shares (calculated as per SCRR,1957) (viii) As a % of (A+B+C2)	Number of Voting Rights held in each class of securities (ix)			No. of Shares Underlying Outstanding convertible securities (Including Warrants) (x)	Shareholding, as a % assuming full conversion of convertible securities (as a % of diluted share capital) (xi)=(vii)+(x) As a % of (A+B+C2)	Number of Locked in shares (xii)		Number of Shares pledged or otherwise encumbered (xiii)		Number of equity shares held in dematerialized form (xiv)	
								No of Voting Rights					Total as a % of (A+B+C)	No. (a)	As a % of total shares held (b)	No. (a)		As a % of total shares held (b)
								Class Equity x	Class Others y	Total								
(A)	Promoter & Promoter Group	7	6120000	0	0	6120000	100	6120000	0	6120000	100	0	0	0	0	0	6109800	
(B)	Public	0	0	0	0	0	0	0	0	0	0	0	0	0	0	0	0	
(C)	Non Promoter-Non Public	0	0	0	0	0	0	0	0	0	0	0	0	0	0	0	0	
(C1)	Shares underlying DRs	0	0	0	0	0	0	0	0	0	0	0	0	0	0	0	0	
(C2)	Shares held by Employee Trusts	0	0	0	0	0	0	0	0	0	0	0	0	0	0	0	0	
	Total	7	6120000	0	0	6120000	100	6120000	0	6120000	100	0	0	0	0	0	6109800	




Table II - POST-MERGER STATEMENT SHOWING SHAREHOLDING PATTERN OF THE PROMOTER AND PROMOTER GROUP AS ON 04.02.2017

Category & Name of the shareholders (I)	PAN (II)	No of Share holders (III)	No of fully paid up equity Shares held (IV)	Partly paid-up equity Share held (V)	No. of shares underlying Depository Receipts (VI)	Total nos. shares held (VII)= (IV)+(V)+(VI)	Shareholding % calculated as per SCRR, 1957 As a % of (A+B+C2) (VIII)	Number of Voting Rights held in each class of securities (IX)			No. of Shares Underlying Outstanding convertible securities (including Warrants) (X)	Shareholding, as a % assuming full conversion of convertible securities(as a % of diluted share capital) (XI)=(VII)+(X) As a % of (A+B+C2)	Number of Locked in shares (XII)		Number of Shares pledged or otherwise encumbered (XIII)		Number of equity shares held in dematerialized form (XIV)	
								No of Voting Rights					Total as a % of (A+B+C)	No. (a)	As a % of total shares held (b)	No. (a)		As a % of total shares held (b)
								Class Equity x	Class Other s y	Total								
1 Indian																		
(a) Individuals/Hindu undivided Family																		
Rajendra Somani*	AACPS9645M	1	1	0	0	1	0	1	0	1	0	0	0	0	0	0	0	0
Surendra Somani*	AAMPS3766R	1	1	0	0	1	0	1	0	1	0	0	0	0	0	0	0	0
Adarsh Somani*	ALZPS4257K	1	1	0	0	1	0	1	0	1	0	0	0	0	0	0	0	0
V.N. Khanna*	AAEPK7091D	1	1	0	0	1	0	1	0	1	0	0	0	0	0	0	0	0
B.K. Toshniwal*	AABPT4902D	1	1	0	0	1	0	1	0	1	0	0	0	0	0	0	0	0
Varun Somani*	ASAPS9359Q	1	1	0	0	1	0	1	0	1	0	0	0	0	0	0	0	0
Total		6	6	0	0	6	0	6	0	6	0	0	0	0	0	0	0	0
(b) Central Government/State Government(s)																		
		0	0	0	0	0	0	0	0	0	0	0	0	0	0	0	0	0
Total		0	0	0	0	0	0	0	0	0	0	0	0	0	0	0	0	0
(c) Financial Institutions/Banks																		
		0	0	0	0	0	0	0	0	0	0	0	0	0	0	0	0	0
Total		0	0	0	0	0	0	0	0	0	0	0	0	0	0	0	0	0
(d) Any Other(BODIES CORPORATE)																		
Oricon Enterprises Limited	AAACO0480F	1	6119994	0	0	6119994	100	6119994	0	6119994	100	0	100	0	0	0	0	6109800
Total		1	6119994	0	0	6119994	100	6119994	0	6119994	100	0	100	0	0	0	0	6109800
Sub-Total (A)(1)		7	6120000	0	0	6120000	100	6120000	0	6120000	100	0	100	0	0	0	0	6109800
2 Foreign																		
(a) Individuals(Non-Resident Individuals/Foreign Individuals)																		
		0	0	0	0	0	0	0	0	0	0	0	0	0	0	0	0	0
Total		0	0	0	0	0	0	0	0	0	0	0	0	0	0	0	0	0
(b) Government																		
		0	0	0	0	0	0	0	0	0	0	0	0	0	0	0	0	0
Total		0	0	0	0	0	0	0	0	0	0	0	0	0	0	0	0	0
(c) Institutions																		


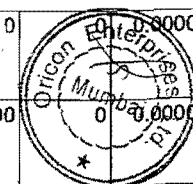


Table III -POST-MERGER STATEMENT SHOWING SHAREHOLDING PATTERN OF THE PUBLIC SHAREHOLDER AS ON 04.02.2017

Category & Name of the shareholders (I)	PAN (II)	No.s of Share holders (III)	No. of fully paid up equity Share held (IV)	Partly paid-up equity Share held (V)	No.s of shares underlying Depository Receipts (VI)	Total nos. shares held (VII)= (IV)+(V)+(VI)	Shareholding % calculated as per SCRR,1957 As a % of (A+B+C2) (VIII)	Number of Voting Rights held in each class of securities (IX)			No. of Shares Underlying Outstanding convertible securities (including Warrants) (X)	Total Shareholding, as a % assuming full conversion of convertible securities(as a percentage of diluted share capital) (XI)=(VII)+(X) As a % of (A+B+C2)	Number of Locked in shares (XII)		Number of Shares pledged or otherwise encumbered (XIII)		Number of equity shares held in dematerialized form (XIV)	
								No of Voting Rights					No. (a)	As a % of total shares held (b)	No. (Not applicable) (a)	As a % of total shares held (b)		
								Class Equity (X)	Class Other (Y)	Total								
1	Institutions																	
(a)	Mutual Funds		0	0	0	0	0.0000	0	0	0	0.0000	0	0.0000	0	0.0000	NA	NA	0
(b)	Venture Capital Funds		0	0	0	0	0.0000	0	0	0	0.0000	0	0.0000	0	0.0000	NA	NA	0
(c)	Alternate Investment Funds		0	0	0	0	0.0000	0	0	0	0.0000	0	0.0000	0	0.0000	NA	NA	0
(d)	Foreign Venture Capital Investors		0	0	0	0	0.0000	0	0	0	0.0000	0	0.0000	0	0.0000	NA	NA	0
(e)	Foreign Portfolio Investors		0	0	0	0	0.0000	0	0	0	0.0000	0	0.0000	0	0.0000	NA	NA	0
(f)	Financial Institution/Banks		0	0	0	0	0.0000	0	0	0	0.0000	0	0.0000	0	0.0000	NA	NA	0
(g)	Insurance Companies		0	0	0	0	0.0000	0	0	0	0.0000	0	0.0000	0	0.0000	NA	NA	0
(h)	Provident Funds/ Pension Funds		0	0	0	0	0.0060	0	0	0	0.0000	0	0.0000	0	0.0000	NA	NA	0
(i)	Any Other(FII'S)		0	0	0	0	0.0000	0	0	0	0.0000	0	0.0000	0	0.0000	NA	NA	0
	SUB TOTAL (B)(1)		0	0	0	0	0.0000	0	0	0	0.0000	0	0.0000	0	0.0000	NA	NA	0
2	Central / State government(s)																	
(a)	Central Government/ State Government(s)/President of India		0	0	0	0	0.0000	0	0	0	0.0000	0	0.0000	0	0.0000	NA	NA	0
	SUB TOTAL (B)(2)		0	0	0	0	0.0000	0	0	0	0.0000	0	0.0000	0	0.0000	NA	NA	0
3	Non-institutions																	
(a.1)	Individuals - i. Individual shareholders holding nominal share capital up to Rs. 2 lakhs.		0	0	0	0	0.0000	0	0	0	0.0000	0	0.0000	0	0.0000	NA	NA	0
(a.2)	INDIVIDUAL - ii. Individual shareholders holding nominal share capital in excess of Rs. 2 lakhs.		0	0	0	0	0.0000	0	0	0	0.0000	0	0.0000	0	0.0000	NA	NA	0



(b)	NBFCs registered with RBI	0	0	0	0	0	0.0000	0	0	0	0.0000	0	0.0000	0	0.0000	NA	NA	0
(c)	Employee Trusts	0	0	0	0	0	0.0000	0	0	0	0.0000	0	0.0000	0	0.0000	NA	NA	0
(d)	Overseas Depositories (holding DRs) (balancing figure)	0	0	0	0	0	0.0000	0	0	0	0.0000	0	0.0000	0	0.0000	NA	NA	0
(e)	Any Other(BODIES CORPORATE)	0	0	0	0	0	0	0	0	0	0	0	0	0	0.0000	NA	NA	0
(e)	Any Other(CLEARING MEMBER)	0	0	0	0	0	0	0	0	0	0	0	0	0	0.0000	NA	NA	0
(e)	Any Other(NON RESIDENT INDIANS (NRI))	0	0	0	0	0	0	0	0	0	0	0	0	0	0.0000	NA	NA	0
(e)	Any Other(OVERSEAS BODIES CORPORATES)	0	0	0	0	0	0	0	0	0	0	0	0	0	0.0000	NA	NA	0
(e)	Any Other(TRUSTS)	0	0	0	0	0	0	0	0	0	0	0	0	0	0.0000	NA	NA	0
	SUB TOTAL (B)(3)			0	0	0	0	0	0	0	0	0	0	0	0.0000	NA	NA	0
	Total Public Shareholding (B) = (B)(1)+(B)(2)+(B)(3)	0	0	0	0	0	0	0	0	0	0	0	0	0	0.0000	NA	NA	0





Table IV - POST - MERGER STATEMENT SHOWING SHAREHOLDING PATTERN OF THE NON PROMOTER - NON PUBLIC SHAREHOLDER AS ON 04.02.2017

Category & Name of the shareholders (I)	PAN (II)	No. of Share holders (III)	No. of fully paid up equity Share held (IV)	Partly paid-up equity Share held (V)	No.s of shares underlying Depository Receipts (VI)	Total no. shares held (VII)= (IV)+(V)+(VI)	Shareholding % calculated as per SCRR, 1957 As a % of (A+B+C2) (VIII)	Number of Voting Rights held in each class of securities (IX)			No. of Shares Underlying Outstanding convertible securities (including Warrants) (X)	Total Shareholding, as a % assuming full conversion of convertible securities (as a % of diluted share capital) (XI)=(VII)+(X) As a % of (A+B+C2)	Number of Locked in shares (XII)		Number of Shares pledged or otherwise encumbered (XIII)		Number of equity shares held in dematerialized form (XIV)	
								No of Voting Rights					Total as a % of (A+B+C)	No. (a)	As a % of total shares held (b)	No. (Not applicable) (a)		As a % of total shares held (Not applicable) (b)
								Class Equity (x)	Class Other (y)	Total								
1 Custodian/DR Holder		0	0	0	0	0	0.0000	0	0	0	0.0000	0	0.0000	0	0.0000	NA	NA	0
2 Employee Benefit Trust (under SEBI (Share based Employee Benefit) Regulations, 2014)		0	0	0	0	0	0.0000	0	0	0	0.0000	0	0.0000	0	0.0000	NA	NA	0
Total Non Promoter-Non Public Shareholding		0	0	0	0	0	0.0000	0	0	0	0.0000	0	0.0000	0	0.0000	NA	NA	0

Note

- (1) PAN would not be displayed on website of Stock Exchange(s).
 (2) The above format needs to disclose name of all holders holding more than 1% of total number of shares.

For Oricon Properties Private Limited



Bal Mukand Gaggar
Director

